



Lapse Modular Lounge

INCLASS

DESIGN Carlos Tiscar
Inclass, Italy

Lapse is a comprehensive modular system that transcends the classic seating concept for waiting areas. The broad range of elements and accessories combined with the design of the modules allows for endless configurations that will transform traditional waiting areas into new collaborative spaces for interaction. Spaces in which to hold meetings, informally work in a team or simply take a break.

The collection offers a wide range of seating modules, side units, connectivity accessories and privacy panels that can be combined to adapt to the needs of the waiting spaces and lounge areas in public buildings, offices and hotels.

LEAD TIME

12 weeks

WARRANTY

3 year structural

CERTIFICATION

100% recyclable
ISO14001, ISO9001
UNE EN 16139
ANSI BIFMA X5.4
AIDIMA Controlled-Quality Label
Product Stewardship Programme

RESOURCES AVAILABLE

Drawing file download
Image download
Certification documents

SYDNEY
5/50 Stanley Street
Darlinghurst
+61 2 9358 1155

MELBOURNE
11 Stanley Street
Collingwood
+61 3 9416 4822

ownworld.com.au

Lapse Modular Lounge



LAPSE 1.5 SEATER
Modular Lounge

DIMENSIONS

W 1080 D 720 H 710 | SH 440 (mm)

CODE

Steel Frame - LAP0018 (BL/NG)
Seat with Backrest - LAP0200TA
Half Seat - LAP0225TA

WEIGHT

21.1kg



LAPSE 2 SEATER
Modular Lounge

DIMENSIONS

W 1440 D 720 H 710 | SH 440 (mm)

CODE

Steel Frame - LAP0020 (BL/NG)
Seat with Backrest - 2x LAP0200TA

WEIGHT

28kg



LAPSE 2.5 SEATER
Modular Lounge

DIMENSIONS

W 1800 D 720 H 710 | SH 440 (mm)

CODE

Steel Frame - LAP0025 (BL/NG)
Seat with Backrest - 2x LAP0200TA
Half Seat - LAP0225TA

WEIGHT

36.6kg



LAPSE 3 SEATER
Modular Lounge

DIMENSIONS

W 2160 D 720 H 710 | SH 440 (mm)

CODE

Steel Frame - LAP0030 (BL/NG)
Seat with Backrest - 3x LAP0200TA

WEIGHT

45.5kg

Lapse Modular Lounge



LAPSE 3.5 SEATER

Modular Lounge

DIMENSIONS

W 2520 D 720 H 710 | SH 440 (mm)

CODE

Steel Frame - LAP0035 (BL/NG)
Seat with Backrest - 3x LAP0200TA
Half Seat - LAP0225TA

WEIGHT

51.4kg



LAPSE 4 SEATER

Modular Lounge

DIMENSIONS

W 2880 D 720 H 710 | SH 440 (mm)

CODE

Steel Frame - LAP0040 (BL/NG)
Seat with Backrest - 4x LAP0200TA

WEIGHT

60.5kg



LAPSE 4.5 SEATER

Modular Lounge

DIMENSIONS

W 3240 D 720 H 710 | SH 440 (mm)

CODE

Steel Frame - LAP0045 (BL/NG)
Seat with Backrest - 4x LAP0200TA
Half Seat - LAP0225TA

WEIGHT

66.4kg



LAPSE 5 SEATER

Modular Lounge

DIMENSIONS

W 3600 D 720 H 710 | SH 440 (mm)

CODE

Steel Frame - LAP0050 (BL/NG)
Seat with Backrest - 5x LAP0200TA
Half Seat - LAP0225TA

WEIGHT

82.5kg

Lapse Modular Lounge



LAPSE 2 SEAT WITH ARMS

Modular Lounge

DIMENSIONS

W 1440 D 720 H 710 | SH 440 (mm)

CODE

Steel Frame - LAP0020 (BL/NG)
Corner Seat with Backrest -
2xLAP0210TA

WEIGHT

35,9kg



LAPSE 3 SEAT WITH ARMS

Modular Lounge

DIMENSIONS

W 2160 D 720 H 710 | SH 440 (mm)

CODE

Steel Frame - LAP0030 (BL/NG)
Seat with Backrest - LAP0200TA
Corner Seat with Backrest -
2xLAP0210TA

WEIGHT

50,9kg



LAPSE 4 SEAT WITH ARMS

Modular Lounge

DIMENSIONS

W 2880 D 720 H 710 | SH 440 (mm)

CODE

Steel Frame - LAP0040 (BL/NG)
Seat with Backrest - 2xLAP0200TA
Corner Seat with Backrest -
2xLAP0210TA

WEIGHT

65,9kg


Lapse Materials & Finishes

SEATING MODULES:	Internal steel or timber structure covered with injection-moulded polyurethane foam. Upholstered in house fabric/leather or COM/COL.
INTERMEDIATE ARMS:	Produced in polyurethane foam and fixed to the underside of the modules. Upholstered in house fabric/leather or COM/COL.
TABLES:	Available in lacquered MDF or finished in Oak timber veneer stained to house colour.
STEEL LEGS:	Produced in 30mm thick solid steel, powdercoated in house colour. Optional adjustable glides available.
TIMBER LEGS:	Solid steel upper frame, powdercoated in house colour. Legs produced with inner steel structure and solid Oak timber surround, finished to selected house colour, equipped with standard adjustable glides.

METAL



Metal | Powdercoat
Black



Metal | Powdercoat
White

TIMBER



Timber | Veneer
Oak Natural



Timber | Veneer
Oak stained to Walnut



Timber | Veneer
Oak stained to Wenge



Timber | Veneer
Oak stained to Black

Lapse - Example Configurations



Lapse Options & Accessories



USB CHARGER IN UNITS

The USB charger can be fitted in the low module backrests or in any of the timber units.



USB CHARGER IN BACKREST

The USB charger can be fitted in the low module backrests or in any of the timber units.



WIRELESS CHARGER

The wireless charger can be incorporated in any of the timber units.



TWO SOCKET PLUG

Available with a two-socket plug.



LOOSE CUSHION

W 480 H 250 (mm)
Upholstered in house fabric/
leather or COM/COL



INTERMEDIATE ARM/ BOLSTER

DIA 140 L 350 (mm)
Upholstered in house fabric/
leather or COM/COL



SEPARATE ARM


W 720 D 80 H 300 (mm)
Upholstered in house fabric/
leather or COM/COL



CORNER SEAT ARM

Integrated arm upholstered in
house fabric/leather or COM/
COL

Lapse Options & Accessories



HALF TABLE TOP

W 360 D 720 H 20 (mm)
MDF finished to Oak veneer and stained to house colour. Optional USB and wireless charger points available.

ONE-SEATER TABLE TOP

W 720 D 720 H 20 (mm)
MDF finished to Oak veneer and stained to house colour. Optional USB and wireless charger points available.

MAGAZINE RACK

W 720 D 720 H 200 (mm)
MDF finished to Oak veneer and stained to house colour. Optional USB and wireless charger points available.

COLLABORATIVE TABLE

W 720 D 720 H 300 (mm)
MDF finished to Oak veneer and stained to house colour. Optional USB and wireless charger points available.



CURVED TABLE TOP

W 1103 D 769 H 20 (mm)
MDF finished to Oak veneer and stained to house colour. Optional USB and wireless charger points available.

STEEL LEG

Solid steel frame powdercoated in house colour. Optional, adjustable glides available. Two, three or four-seater sofas require two pairs of legs. Five-seater sofas require three.

TIMBER LEG

Oak veneer wrap stained to house colour. Exposed steel parts powdercoated in house colour. Standard adjustable glides available.

Lapse Options & Accessories



SEAT WITH BACKREST

W 720 D 720 H 390 (mm)
Upholstered in house fabric/
leather or COM/COL

SEAT WITH HIGH BACKREST

W 720 D 720 H 550 (mm)
Upholstered in house fabric/
leather or COM/COL



**CORNER SEAT WITH
BACKREST**

W 720 D 720 H 550 (mm)
Upholstered in house fabric/
leather or COM/COL

**CONVEX SEAT WITH
BACKREST**

W 1069 D 763 H 400 (mm)
Upholstered in house fabric/
leather or COM/COL

Lapse Options & Accessories



**CONCAVE SEAT WITH
BACKREST**
W 1085 D 760 H 400 (mm)
Upholstered in house fabric/
leather or COM/COL

CONCAVE/CONVEX SEAT
W 1067 D 720 H 115 (mm)
Upholstered in house fabric/
leather or COM/COL

HALF SEAT
W 360 D 720 H 120 (mm)
Upholstered in house fabric/
leather or COM/COL

ONE SEATER SEAT
W 720 D 720 H 120 (mm)
Upholstered in house fabric/
leather or COM/COL