



Unnia Chair Collection

INCLASS

DESIGN Simon Pengelly
Inclass, Spain

The Unnia collection is a versatile and extensive range of chairs with a unique mix and match concept. Sleek lines, conceptual purity and a timeless spirit, are the hallmarks of this original collection. The design enables the combination of different finishes and colours to the seats, backrests and frames allowing endless possibilities. In addition, the collection offers chairs with a range of bases and frames that increase the potential for customisation and allow for a broad spectrum of use in all kinds of spaces, settings and decorative styles.

The Unnia 4 Leg and sled base chair are stackable up to 10 chairs on the floor or 20 chairs on a trolley. Accessories include a stacking trolley, writing tablet, linking mechanism and the option of nylon or felt glides to suit customer floor types.

The Unnia family includes the following base options; 4 Leg (metal and timber), Sled, 4-Way Swivel, 4-Way Pedestal and 5-Way Swivel chair on castors. All chairs are available with or without arms, and in selected house colours or finishes. Also available to complement the range are the Unnia Soft lounge chairs available with both sled and swivel bases.

LEAD TIME

12 weeks

WARRANTY

3 year structural

CERTIFICATION

UNE EN 16139-2
AIDIMA Quality Control Label
ISO 9001:2015
ISO 14001:2015
Product Stewardship Programme

DOWNLOAD RESOURCES



Drawing files
Images
Certification

SYDNEY
5/50 Stanley Street
Darlinghurst
+61 2 9358 1155

MELBOURNE
11 Stanley Street
Collingwood
+61 3 9416 4822

ownworld.com.au

Unnia Chair Collection



UNNIA 4 LEG

Stacking Chair

DIMENSIONS

W 550 D 510 H 805 |
SH 460 (mm)

W 580 D 510 H 805 |
SH 460 AH 655 (mm)

CODE

UNN0010 (PP)
UNN0610 (UPH)

UNN0050/85 (PP/Arms)
UNN0650/85 (UPH/Arms)
UNN0310 (UPH Arms)

WEIGHT

4.5kg
5kg

5.5kg
6kg
6.5kg



UNNIA SLED

Stacking Chair

DIMENSIONS

W 550 D 490 H 805 |
SH 460 (mm)

W 580 D 510 H 805 |
SH 460 AH 655 (mm)

CODE

UNN0020 (PP)
UNN0620 (UPH)

UNN0080 (PP/Arms)
UNN0680 (UPH/Arms)
UNN0320 (UPH Arms)

WEIGHT

6.5kg
7kg

7.5kg
8kg
8.4kg



UNNIA 4-WAY SWIVEL

Chair

DIMENSIONS

W 470 D 500 H 805 |
SH 450 (mm)

W 565 D 500 H 805 |
SH 460 AH 655 (mm)

CODE


UNN0035 (PP)
UNN0635 (UPH)

UNN0065 (PP/Arms)
UNN0665 (UPH/Arms)
UNN0335 (UPH Arms)

WEIGHT

8.6kg
9kg

10.5kg
8kg
10.5kg



UNNIA 5-WAY CASTOR

Chair

DIMENSIONS

W 680 D 680 H 790-910 |
SH 435-555 (mm)

W 680 D 680 H 755-855 |
SH 410-510 AH 605-705
(mm)

CODE

UNN0045 (PP)
UNN0645 (UPH)

UNN0075 (PP/Arms)
UNN0675 (UPH/Arms)
UNN0345 (UPH Arms)

WEIGHT

9kg
9.5kg

10kg
11kg
19kg

Unnia Chair Collection Cont.



UNNIA TIMBER TRESTLE
Chair

DIMENSIONS	CODE	WEIGHT
W 470 D 500 H 805 SH 460 (mm)	UNNo055 (PP)	8kg
	UNNo655 (UPH)	8,5kg
W 470 D 500 H 805 SH 460 AH 655 (mm)	UNNo355 (UPH Arms)	10kg

Unnia Materials & Finishes

POLYPROPYLENE SEAT & BACKREST:	Polypropylene shell reinforced with fibreglass, available in a selection of 16 house colours. Custom colours are available at an additional cost.
FIXED SEAT PAD UPHOLSTERY:	Inner seat made of polypropylene covered in 15mm thick high-resilience flexible CMHR polyurethane foam, with a foam density of 35kg, then upholstered in house fabric/leather or COM/COL. Seat pad is screw fixed to shell.
UPHOLSTERY:	Shell covered with 15mm thick high density, high resilience CMHR polyurethane FR foam. Seat only or fully upholstered in house fabric/leather or COM/COL.
4 LEG FRAME:	16mm steel tube, in chrome or polished aluminium or powdercoated to selected house colour.
SLED FRAME:	12mm solid steel rod, in chrome or powdercoated to selected house colour.
4-WAY SWIVEL:	Made from 18mm reinforced steel tube OR cast aluminium alloy, polished or powdercoated to selected house colour.
5-WAY CASTOR:	Injection moulded aluminium alloy, equipped with a height adjustable pneumatic column and fitted with 4 double soft-tread, 65mm, self-braking castors. Available polished or powdercoated to selected house colour.
TRESTLE BASE:	Inner steel structure with solid Oak timber surround, finished to selected house colour.
GLIDES:	Standard self leveling plastic glides or optional felt glides suitable for hard or delicate surfaces. Timber 4 Leg comes with standard felt pads. Sled base comes with plastic glides, fixed to the structure with screws to prevent them from detaching.


METAL STANDARD



Metal | Aluminium
Polished



Metal | Chrome
Polished



Metal | Powdercoat
White



Metal | Powdercoat
Black

METAL OPTIONAL



Metal | Powdercoat
Marine Green B40



Metal | Powdercoat
Turquoise Green V16



Metal | Powdercoat
Mustard Y62



Metal | Powdercoat
Clay Orange O25

Unnia Materials & Finishes Cont.

METAL OPTIONAL CONT.



Metal | Powdercoat
Rose P70



Metal | Powdercoat
Coffee Brown M56



Metal | Powdercoat
Navy Blue B36




Metal | Powdercoat
Sky Blue B44



Metal | Powdercoat
Light Grey G42



Metal | Powdercoat
Stone M82




Metal | Powdercoat
Rust Brown



Metal | Powdercoat
Rust Grey

PLASTIC




Plastic | Polypropylene
White W01



Plastic | Polypropylene
Grey G42



Plastic | Polypropylene
Sand M82



Plastic | Polypropylene
Mushroom M56



Plastic | Polypropylene
V12



Plastic | Polypropylene
Sage Green V16



Plastic | Polypropylene
V18



Plastic | Polypropylene
Teal Green B40



Plastic | Polypropylene
L31



Plastic | Polypropylene
R34

Red



Plastic | Polypropylene
Dusty Pink P70



Plastic | Polypropylene
Orange O25



Plastic | Polypropylene
Ochre Y62



Plastic | Polypropylene
Steel Blue B44



Plastic | Polypropylene
Dark Blue B36



Plastic | Polypropylene
Black Boo

Unnia Family



UNNIA 4 LEG
Stacking Chair



UNNIA SLED
Stacking Chair



UNNIA 4-WAY SWIVEL
Chair



UNNIA 5-WAY CASTOR
Chair



UNNIA TIMBER TRESTLE
Chair



UNNIA BAR HEIGHT
Stool



UNNIA COUNTER HEIGHT
Stool



UNNIA
Beam Seating



UNNIA SOFT SLED
Lounge Chair



UNNIA SOFT SLED
Lounge Chair with Arms



UNNIA SOFT PEDESTAL
Lounge Chair



UNNIA SOFT PEDESTAL
Lounge Chair with Arms

Unnia Options & Accessories



POLYPROPYLENE SHELL

Polypropylene seat and back available in single or dual colour combinations from a selection of 16 house colours. Custom colours are available at an additional cost.



FIXED SEAT PAD

Polypropylene shell with seat pad upholstery available from a selection of Inclass house fabrics/leathers or COM/COL.



FULLY UPHOLSTERED

Separate seat and backrests available upholstered from a selection of Inclass house fabrics, COM or COL.



CANTILEVER ARM REST

Available in polished chrome with polypropylene arm caps or powdercoated to Inclass house colour. Suitable for sled base chair only.



INTEGRATED ARM

16mm tubular steel frame available in polished chrome or powdercoated to Inclass house colour. Suitable for 4 Leg chair base only.



LOOP ARMS

16mm tubular steel frame available in polished chrome or powdercoated to Inclass house colour. Suitable for 4-Way swivel and 5-Way castor bases.



ALUMINIUM FLAT ARMS


Available in polished aluminium or powdercoated to Inclass house colour. Suitable for 4 Leg chair base only.



UPHOLSTERED ARM


Inner tubular steel frame covered in mould-injected CMHR high density foam, available from a selection of Inclass house fabrics/leathers or COM/COL.

Unnia Options & Accessories Cont.



WRITING TABLET 4 LEG

Foldable and dismountable tablet made of 10mm HPL laminate in black. Available on 4 Leg and Sled base chair for both right and left-hand users.




WRITING TABLET SLED

Foldable and dismountable tablet made of 10mm HPL laminate in black. Available on 4 Leg and Sled base chair for both right and left-hand users.



REINFORCED ROD BASE

Additional support for heavy duty usage.




CHAIR TROLLEY

Suitable for 4 Leg and Sled base chairs. Chairs without arms are stackable 10 on the floor and 20 on the trolley. Chairs with arms are stackable 6 on the floor and 10 on the trolley.



BEAM SEATING

Benches are available in formats of 2-5 seats. Any seat can be swapped out for a side table in lacquered MDF, available in black or white.



GLIDES FOR 4 LEG FRAME

Standard self leveling plastic glides or optional felt glides suitable for hard or delicate surfaces.



GLIDES FOR SLED BASE

Standard plastic glides or optional felt glides suitable for hard or delicate surfaces.



LINKING MECHANISM

Suitable for sled based chairs only. Made from polypropylene, linking clips link rod frames together to form rows.