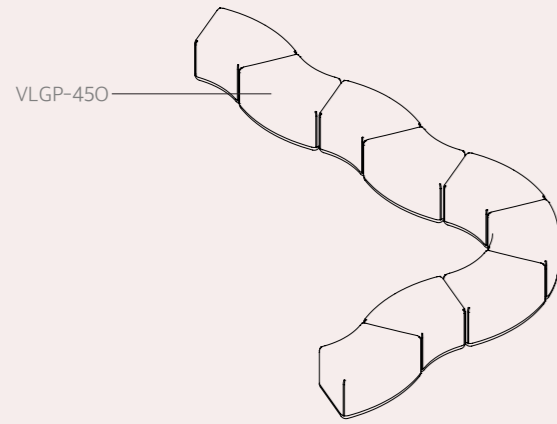


# Configuration Examples

Connect, reconfigure and create with the flexibility of The Village Plump collection of ottomans, sofas and lounge elements. Conceived to suit the versatile requirements of any interior space.

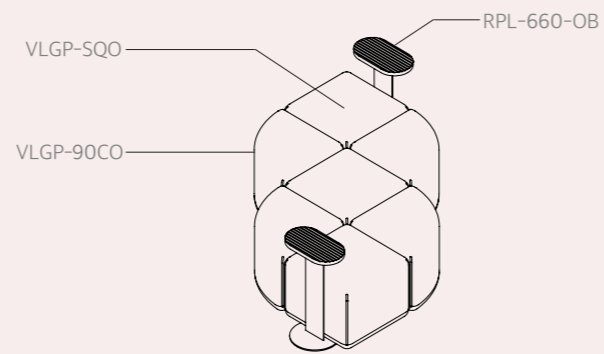


EXAMPLE # 1

Engaging seating arrangements are formed by combining rectangular lounges and ottomans with angular settings.

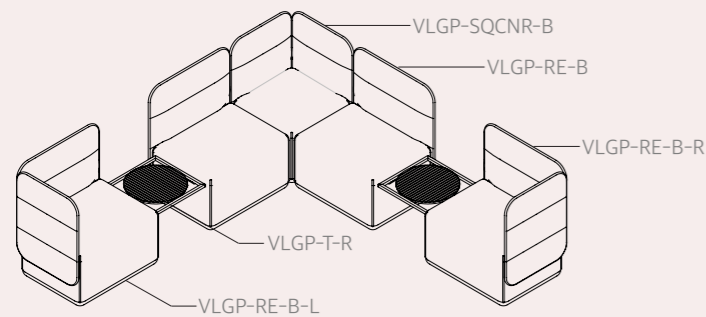
EXAMPLE # 2

Grouped together yet individual, our single seater ottoman models create dynamic and compact waiting areas.



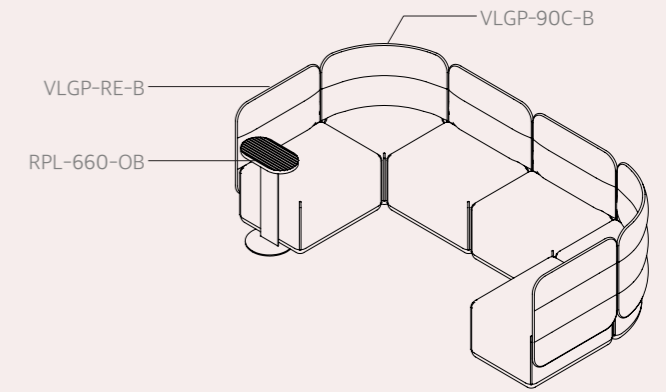
EXAMPLE # 3

Our single seater lounge models with backrests and fixed side tables create dynamic, visually distinctive and compact waiting areas while being grouped together.



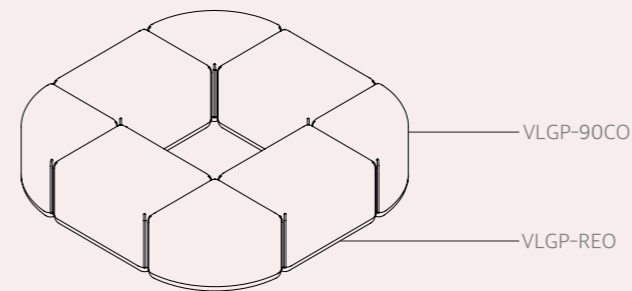
EXAMPLE # 4

Rectangular lounges and ottomans mixed with angular ottomans combine to create irregular engaging seating arrangements.



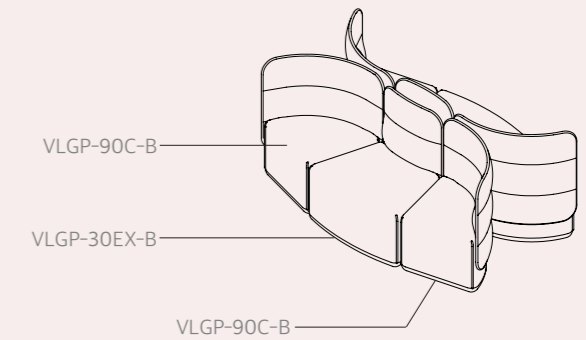
EXAMPLE # 5

Smaller ottoman settings will fit around objects such as columns, planters or walls, and can be created using a combination of angled and square or rectangular models.



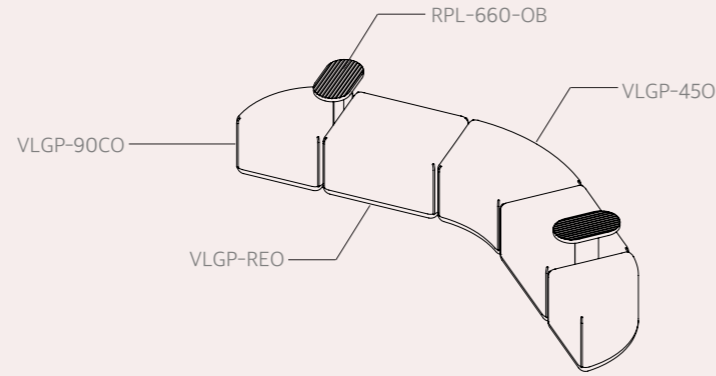
EXAMPLE # 6

All angled models can be grouped together to create geometric shapes to provide space for groups or meetings.



EXAMPLE # 7

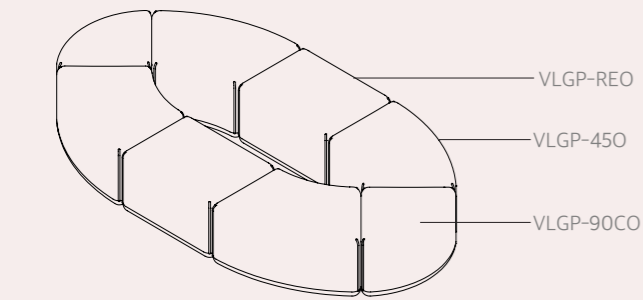
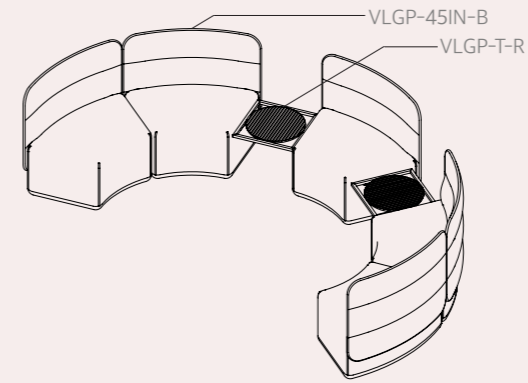
Angled models combined with more linear ottomans and occasional tables create geometric forms that can be used for gatherings or meetings.



With the versatility of The Village Plump collection of ottomans and lounge elements, you can effortlessly meet the diverse needs of any interior space.

EXAMPLE # 10

60 degree internal facing lounges grouped together create engaging work or meeting spaces. Combine with fixed side tables between lounges.

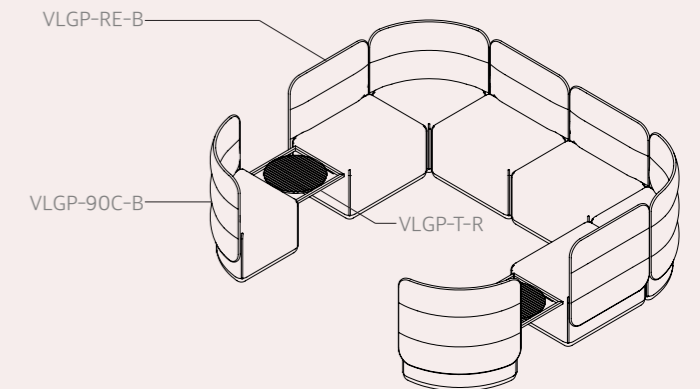


EXAMPLE # 8

Incorporating angled ottomans together with corner ottoman models in larger open plan areas assists in unifying an environment.

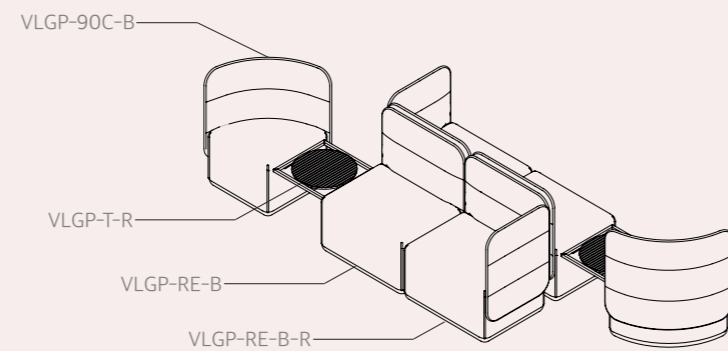
EXAMPLE # 11

Meeting spaces with a casual feel are expressed effortlessly with our The Village lounges with an array compact seating models.



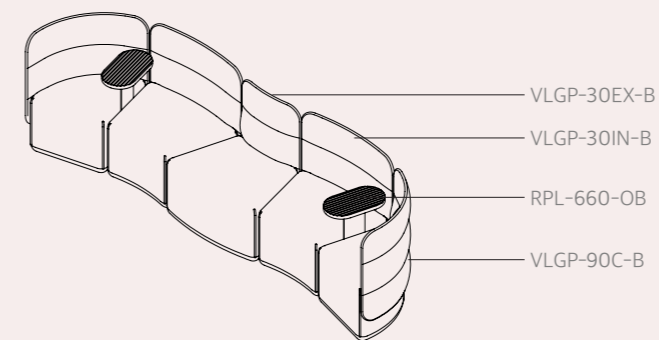
EXAMPLE # 9

Larger more open plan settings for meeting, dining, or connecting can be created by combining larger linear lounge models placing lounges back-to-back.

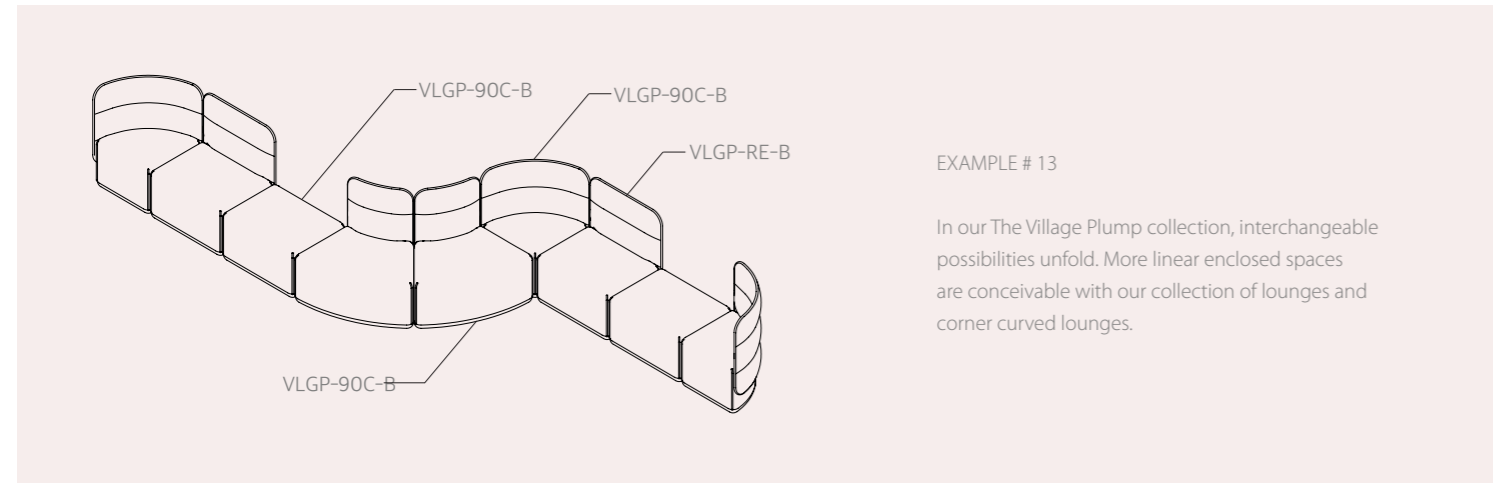


EXAMPLE # 12

Undulating informal seating formations are as easy as bringing together angled inward facing ottomans and combining them with angled outward facing ottomans.

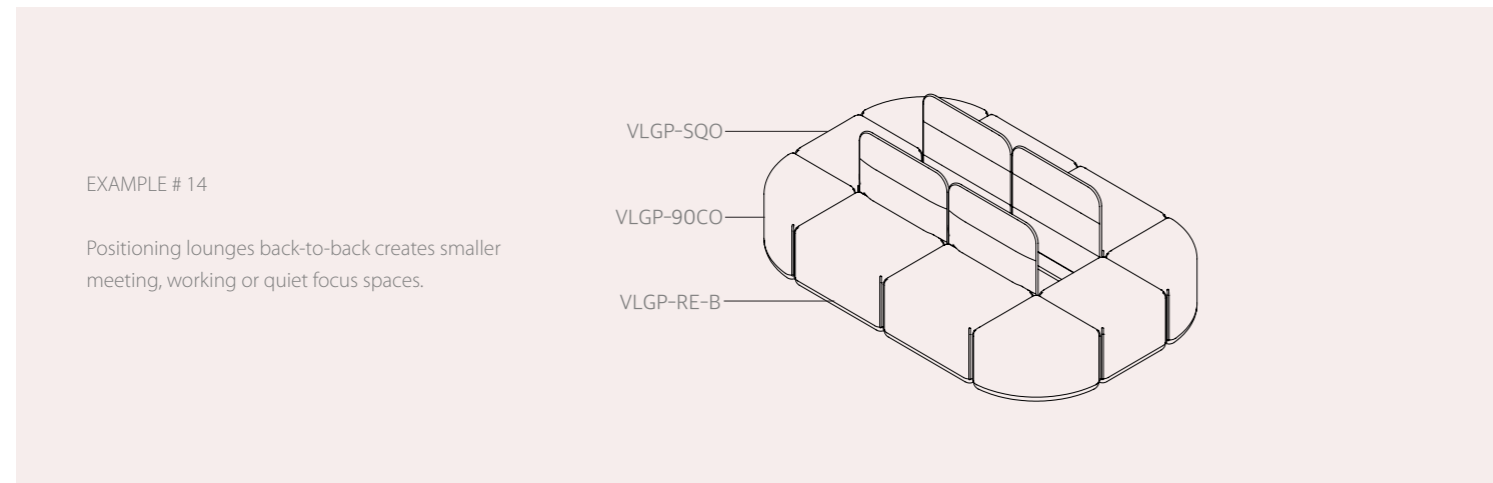


The Village is designed to balance flexibility, social interaction, and functionality to suit the dynamic needs of any interior space.




EXAMPLE # 13

In our The Village Plump collection, interchangeable possibilities unfold. More linear enclosed spaces are conceivable with our collection of lounges and corner curved lounges.



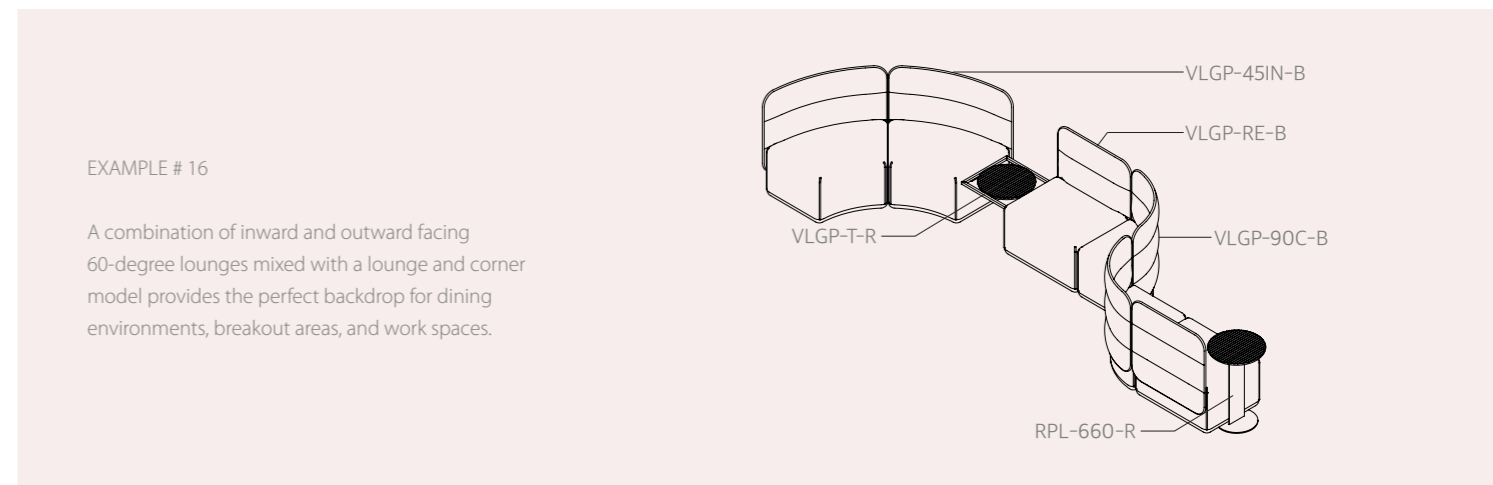
EXAMPLE # 14

Positioning lounges back-to-back creates smaller meeting, working or quiet focus spaces.



EXAMPLE # 15

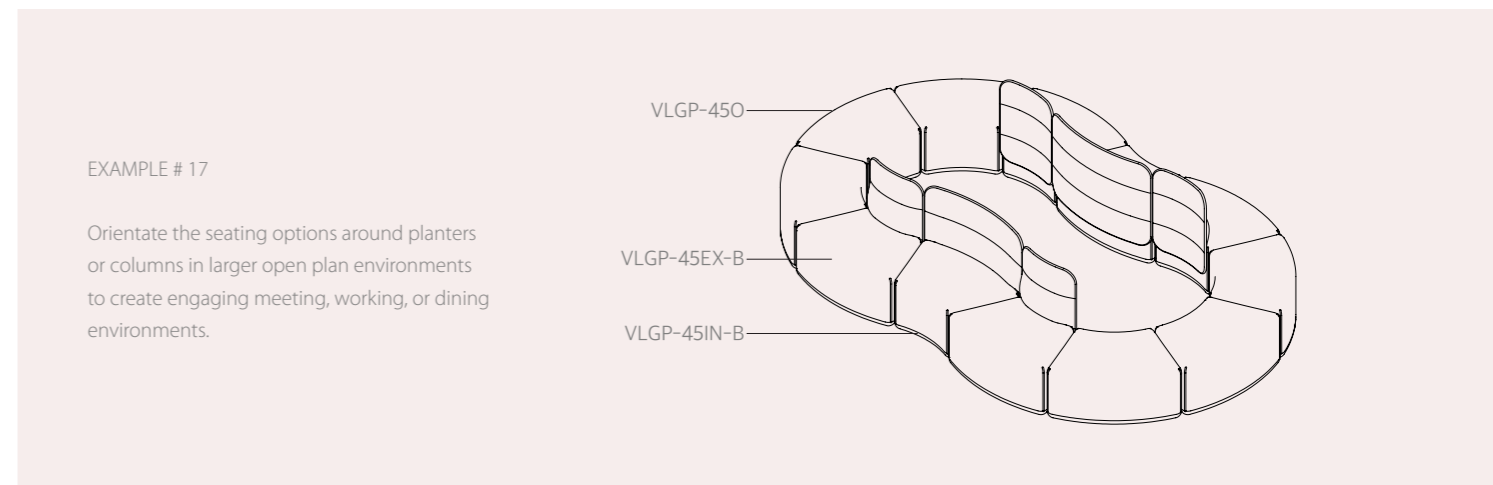
Combine 90 degree angled ottomans together to create a larger ottoman configuration, allowing freedom to separate when required.



EXAMPLE # 16

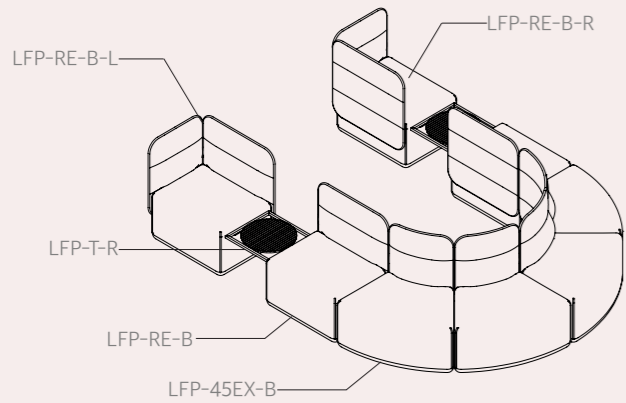
A combination of inward and outward facing 60-degree lounges mixed with a lounge and corner model provides the perfect backdrop for dining environments, breakout areas, and work spaces.

## Connect, Relax, Create



EXAMPLE # 17

Orientate the seating options around planters or columns in larger open plan environments to create engaging meeting, working, or dining environments.

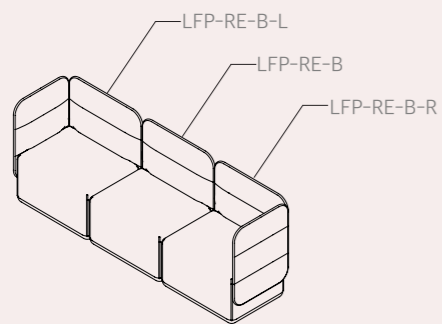
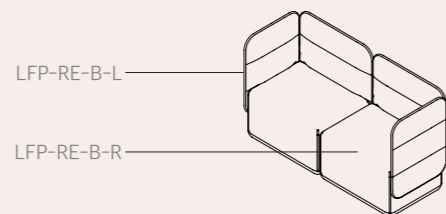


EXAMPLE # 18

Visually dynamic spaces are easily created effortlessly with the ability to combine smaller seat models around columns or plants.

EXAMPLE # 19

Casual arrangements for retail, break-out or workspace areas are easily defined with our corner lounge models, combining together to create compact 2 seater lounge.

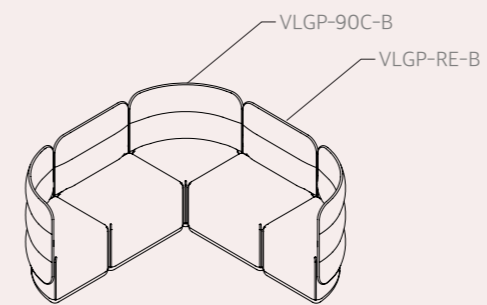
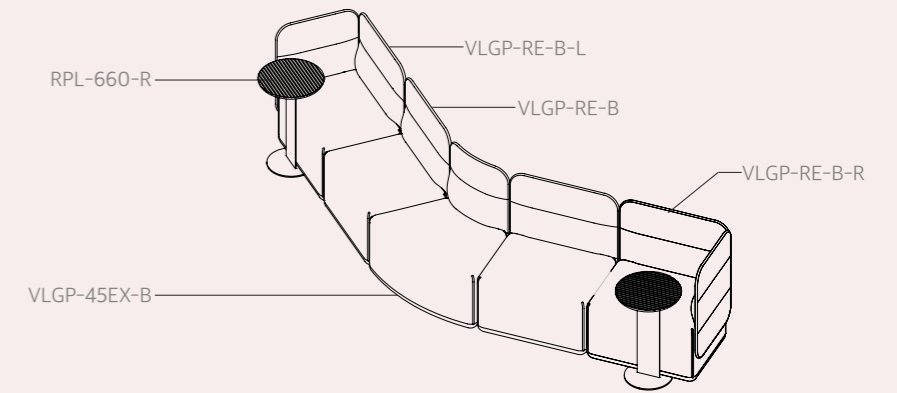


EXAMPLE # 20

Our The Village Plump collection offers dynamic options. More linear enclosed spaces are created with corner seating modes combined with linear lounges.

EXAMPLE # 21

Easily add visual texture and autonomy within a space with the combination of full-backrest and half-backrest lounges.

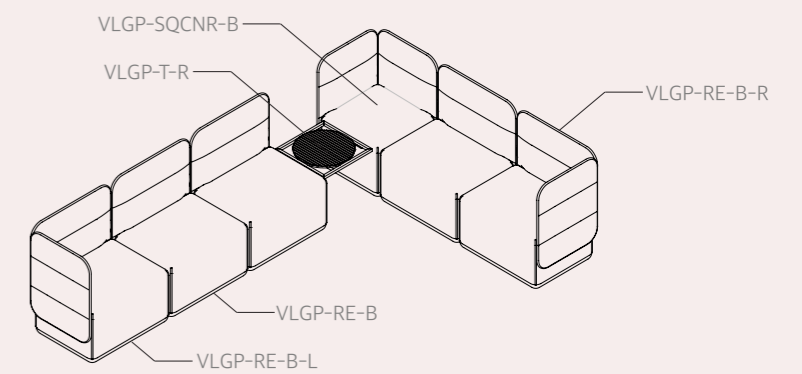


EXAMPLE # 22

L-shaped lounge areas are effortlessly achieved combining curved corner and rectangular lounges together.

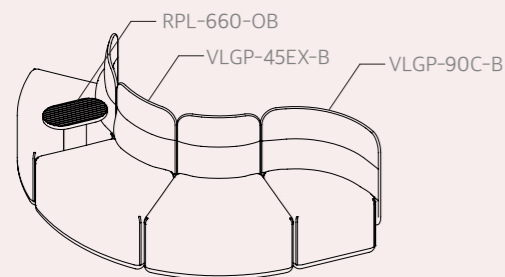
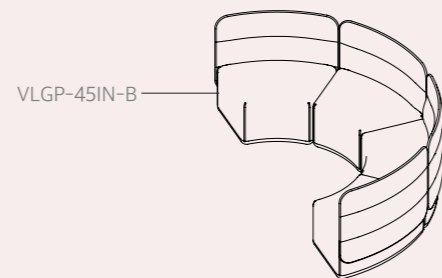
EXAMPLE # 23

Compelling corner seating configurations are created easily with our combination of The Village lounges.



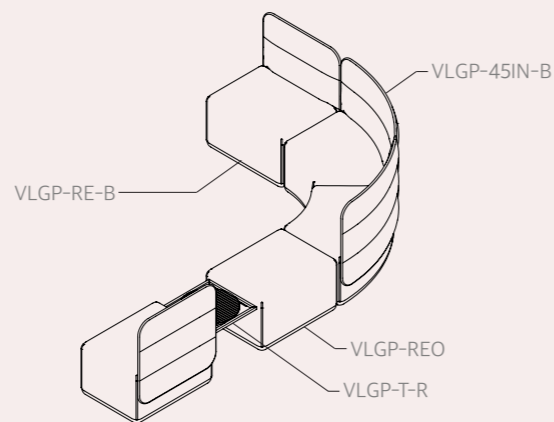
EXAMPLE # 24

Comfortable and compact curved seating arrangements for meeting, break-out and dining experiences are achieved using our inward facing curved seating models.



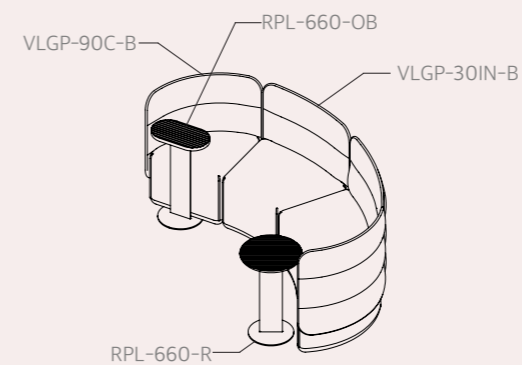
EXAMPLE # 25

Undulating informal seating formations are as easy as bringing together 60 degree inward facing lounges and combining them with 60 degree outward facing lounges.



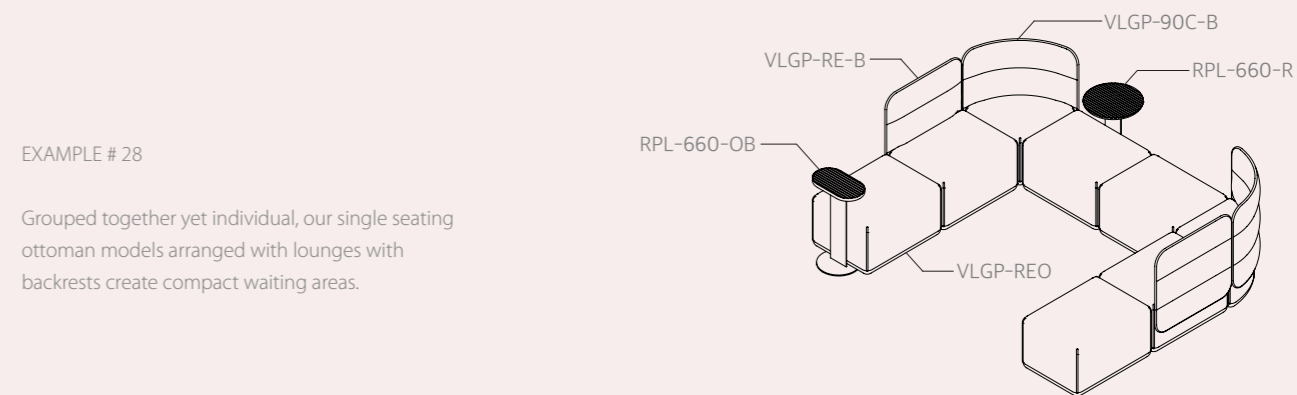
EXAMPLE # 26

Our The Village's interchangeable possibilities unfold, revealing curved enclosed spaces, that are conceivable with our combination of curved lounges and ottomans.



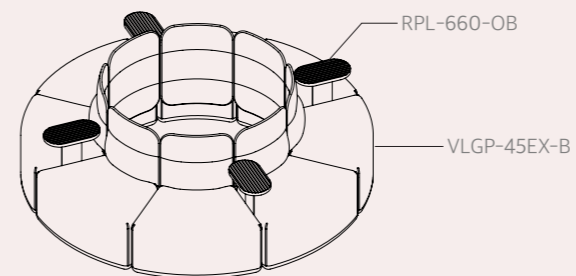
EXAMPLE # 27

Angled inward facing seating models can be combined to form soft curved forms that can be used for gathering or meetings.



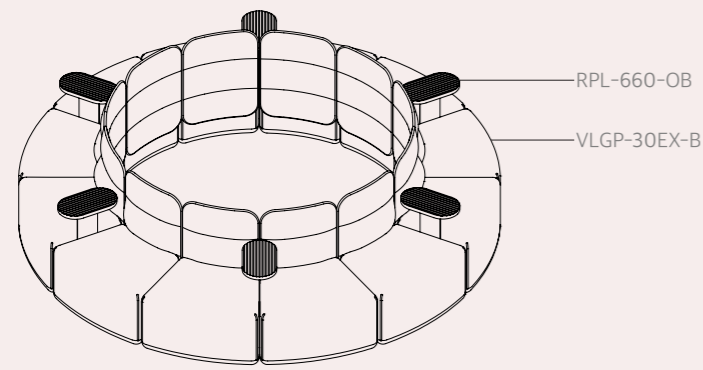
EXAMPLE # 28

Grouped together yet individual, our single seating ottoman models arranged with lounges with backrests create compact waiting areas.



EXAMPLE # 29

Our outward facing angled models can be used to make larger settings that easily fit around items like columns, potted planters, or walls.



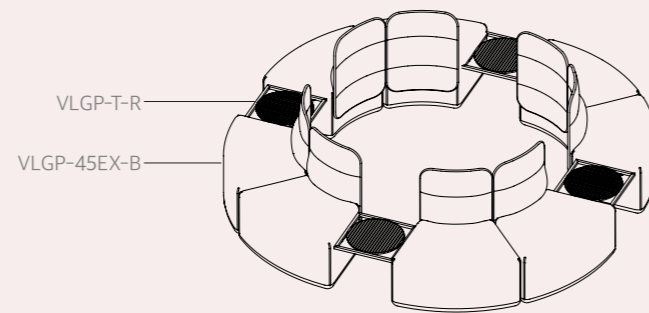
RPL-660-OB  
VLGP-30EX-B

EXAMPLE # 30

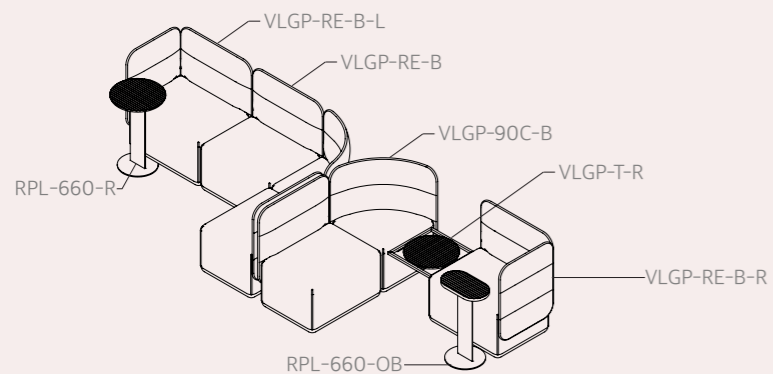
For open plan environments our The Village Plump collection can fit around objects such as columns, planters, or walls using our outward facing angled seating models.

EXAMPLE # 31

Placing our fixed side tables in-between lounge models provides an array of table placement options for casual meeting, dining, or break-out spaces.



VLGP-T-R  
VLGP-45EX-B



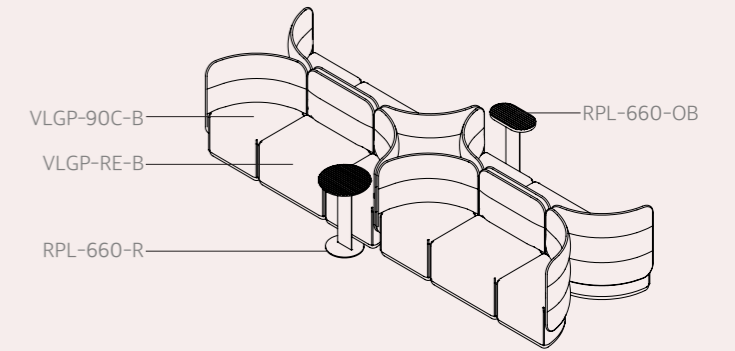
VLGP-RE-B-L  
VLGP-RE-B  
VLGP-90C-B  
VLGP-T-R  
VLGP-RE-B-R  
RPL-660-R  
RPL-660-OB

EXAMPLE # 32

Our The Village Plump collection offers dynamic interchangeable options. More compact enclosed spaces are created with our combination of corner seating models with inward facing lounges.

EXAMPLE # 33

Larger more open plan settings for meeting, dining, or connecting can be created by combining larger linear lounge models placing lounges back-to-back..

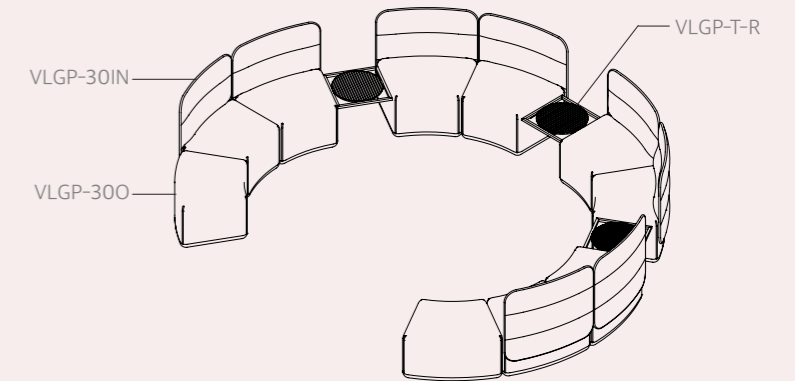


VLGP-90C-B  
VLGP-RE-B  
RPL-660-R  
RPL-660-OB

## Functional, Comfortable, Pragmatic

EXAMPLE # 34

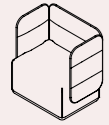
Create compelling meeting, working, or dining environments by orientating the seating into larger curved environments.



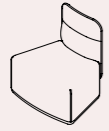
VLGP-30IN  
VLGP-300  
VLGP-T-R

# Specifications

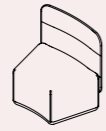
Individual or additional lounge elements come together to create layered and flexible seating settings.



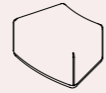
VLGP-1S  
830L x 590W x 850H



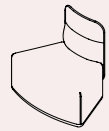
VLGP-30EX-B  
787L x 602W x 850H



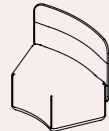
VLGP-30IN-B  
817L x 614W x 850H



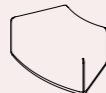
VLGP-30O  
787L x 574W x 450H



VLGP-45EX-B  
914L x 618W x 850H



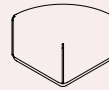
VLGP-45IN-B  
957L x 628W x 850H



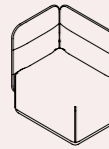
VLGP-45O  
914L x 591W x 450H



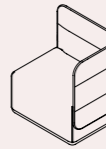
VLGP-90C-B  
579L x 579W x 850H



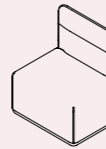
VLGP-90CO  
547L x 547W x 450H



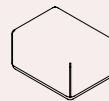
VLGP-RE-B-L  
790L x 590W x 850H



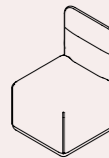
VLGP-RE-B-R  
790L x 590W x 850H



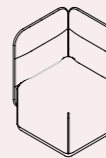
VLGP-RE-B  
750L x 590W x 850H



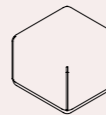
VLGP-REO  
750L x 550W x 450H



VLGP-SQ-B  
550L x 590W x 850H



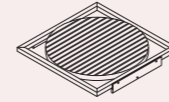
VLGP-SQ-CNR  
590L x 590W x 850H



VLGP-SQO  
550L x 550W x 450H

# Accessories

## Tables



VLGP-T-R  
454L x 450W x 52H



RPL-365-R  
695L x 695W x 365H



RPL-415-R  
695L x 695W x 415H



RPL-450-OB  
310L x 410W x 450H



RPL-450-R  
410L x 410W x 450H



RPL-660-OB  
300L x 410W x 660H



RPL-660-R  
410L x 410W x 635H